

# MYVERMEER IS YOUR DIGITAL GATEWAY

ON-THE-GO ACCESS TO YOUR VERMEER EQUIPMENT INFORMATION



Access Vermeer equipment information at your fingertips with MyVermeer.



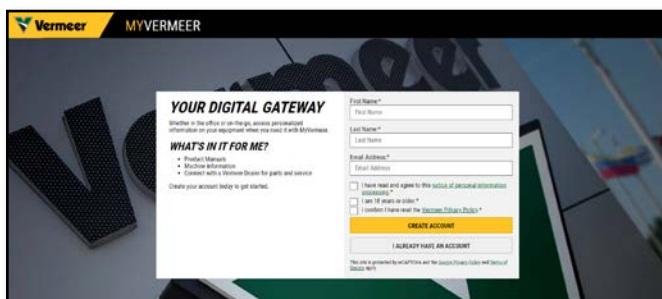
With a MyVermeer account, you can access other apps and tools available from Vermeer.



View available parts, operator's and maintenance manuals online.



Order printed manuals for registered Vermeer equipment.



## CREATE YOUR MYVERMEER ACCOUNT

- 1 Go to [myvermeer.com](http://myvermeer.com) and enter the required information to set up a new account. When you're finished, click "create account."
- 2 Next, verify your email by clicking a link in the email sent to your account.
- 3 Complete your account setup by creating a password that meets the required criteria.

# MYVERMEER IS YOUR DIGITAL GATEWAY

ON-THE-GO ACCESS TO YOUR VERMEER EQUIPMENT INFORMATION



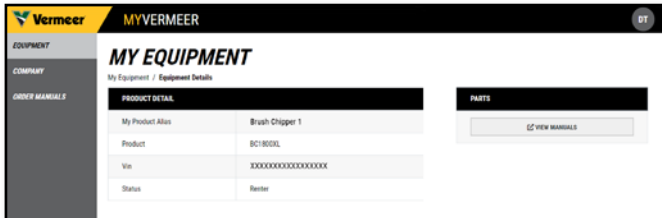
Create your own personalized equipment account at [myvermeer.com](https://myvermeer.com).

## USING YOUR MYVERMEER ACCOUNT

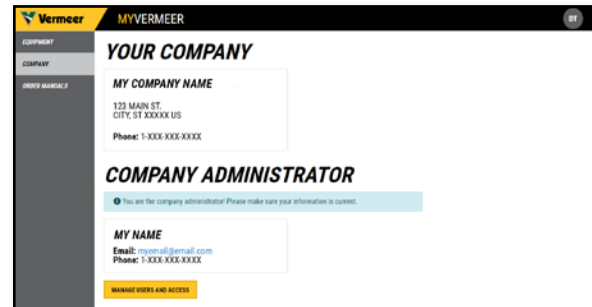
### Manage equipment

- 1 To add equipment, click “add” from your equipment list.
- 2 You will be prompted to provide additional information about the equipment you wish to add.
  - a. Use the product alias field to help distinguish equipment with a fleet number or other internal identifier.
  - b. Enter the full, 17-digit VIN number.
  - c. Use the status field to indicate whether you are researching, renting, operating, providing service or own the piece of equipment. If you select owner, you will be asked to validate your company information and equipment purchase date.
- 3 Click “add” to complete the process.
- 4 You can edit equipment from your equipment list at any time.

### Access available manuals

- 1 From your equipment list, click “details.”
- 
- 2 On the equipment details page, click “view manuals” under the parts section.
  - 3 From here, you will be redirected to an external platform where you can access online parts, operator’s and maintenance manuals, if available.

### Manage company details

- 1 Click on the company tab to see information about your company.
- 
- 2 If you are the company administrator, you can add and manage Vermeer Accounts for other individuals in your company from this screen.

### Order manuals

- 1 Click on the order manuals tab to order parts, operator’s or maintenance manuals for equipment owned by your company.
- 2 From the equipment list, select the manual type and language for the manuals you wish to order.

- 3 Once selected, click “next: confirm order” to advance to the order confirmation step.
- 4 Review your order information and verify or add the correct shipping location.
- 5 Click “submit order” to complete the order process.